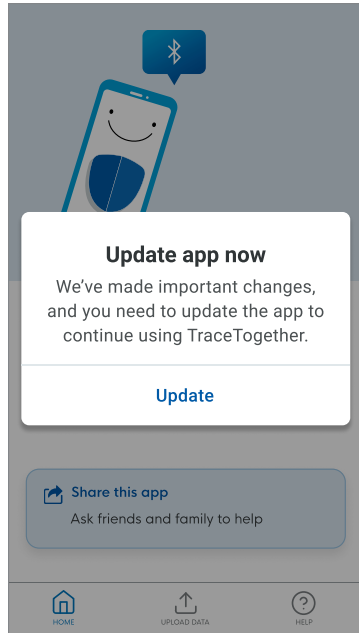


Update your TraceTogether app to the latest version!

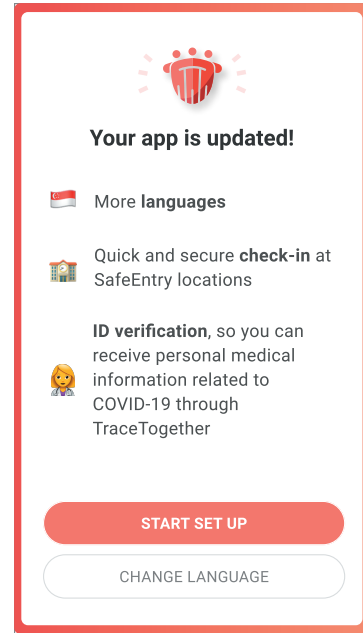


Follow these steps to continue keeping your loved ones safe.



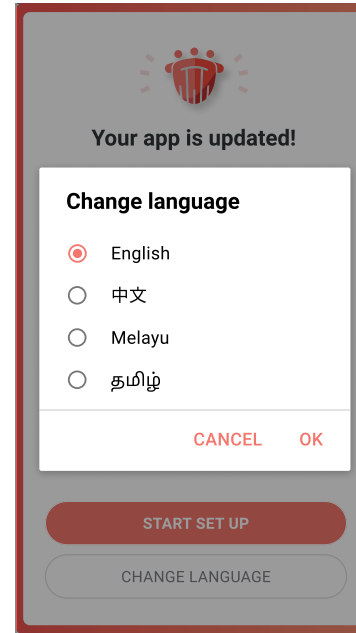
1. Launch the existing TraceTogether app.

An update notification will pop up. Click **"Update"** to proceed.



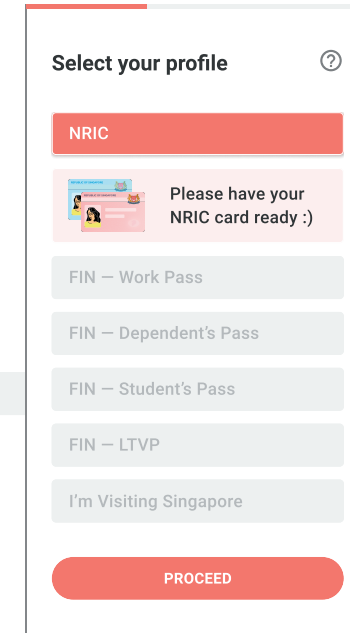
2. App is updated!

The app is now available in more languages and with more features. Click **"Start set up"** to proceed.



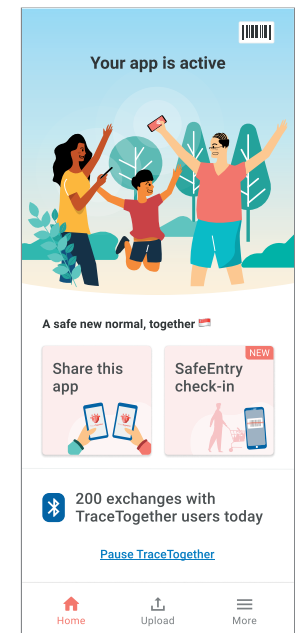
3. Change language.

Select your preferred language from the list.



4. Select your profile and enter your NRIC/FIN details.

This allows MOH to quickly verify your identity if they need to contact you.



5. Your app is active!

**Your Bluetooth data is stored securely on your phone, and only shared with MOH if you test positive for COVID-19. The Bluetooth data after 25 days is automatically deleted.*

Protecting you and your loved ones using TraceTogether

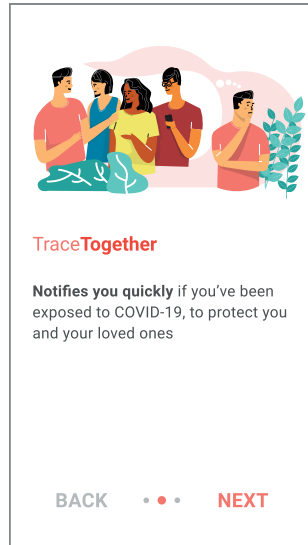


If you've been exposed to COVID-19, the TraceTogether app helps the Ministry of Health (MOH) contact you quickly, to guide you on the next steps.



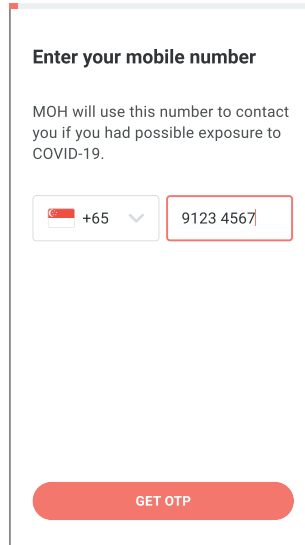
1. Scan QR code or go to tracetgether.gov.sg to download the app.

The app is now available in **more languages**.



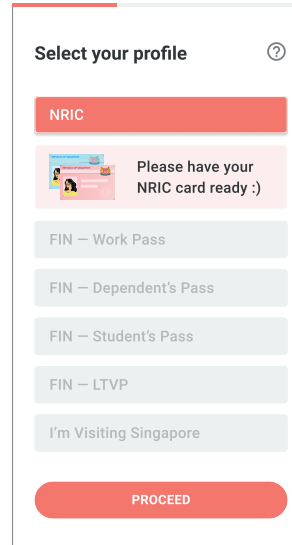
2. Launch the app.

The first few pages explain the benefits of using the app.



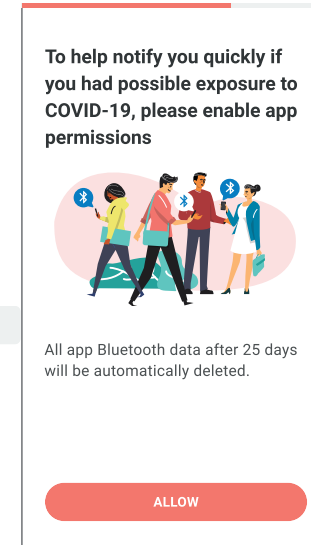
3. Register using your mobile number.

Enter the **One-Time Pin** sent to you via SMS.



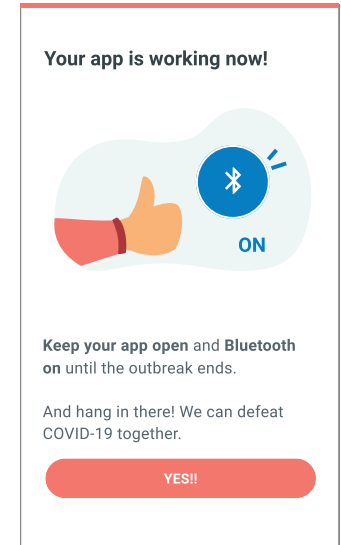
4. Select your profile and enter your NRIC/FIN details.

This allows MOH to **quickly verify your identity** if they need to contact you.



5. Enable Bluetooth.

This allows us to notify you if you have been exposed to COVID-19*.



6. Set up completed!

Keep your app running and Bluetooth on, until the end of the outbreak!

**Your Bluetooth data is stored securely on your phone, and only shared with MOH if you test positive for COVID-19. The Bluetooth data after 25 days is automatically deleted.*